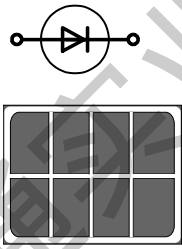


Type	Ag* Al*	V <sub>RRM</sub> [V]	I <sub>F</sub> [A]	Chip Size [mm] x [mm]	Package
DMLP 130	<input type="checkbox"/> <input checked="" type="checkbox"/>	300	300	13.00 9.77	sawn on foil <input checked="" type="checkbox"/> unsawn wafer <input checked="" type="checkbox"/> in waffle pack <input checked="" type="checkbox"/>

\*Frontside options

\*Please contact IXYS chip sales



## Mechanical Parameters

Area active	105.86	mm <sup>2</sup>
Area total	127.01	mm <sup>2</sup>
Wafer size Ø	150	mm
Thickness	250	µm
Material	Si	
Max. possible chips per wafer	109	
Passivation front side	Polyimide	
Metallization top side	bondable: Al	
Metallization backside	solderable (only): Al / Ti / Ni / Ag*	
Recom. wire bonds (Al)	Anode Number 20	
	Ø 380	µm
Reject Ink Dot Size	Ø 0.4-1.0	mm
Recom. Storage Environment		
sawn on foil	in org. container, in dry nitrogen	< 6 month
unsawn wafer	in org. container, in dry nitrogen	< 2 year
in waffle pack	in org. container, in dry nitrogen	< 2 year
	T <sub>stg</sub>	-40 ... 40 °C

### Features:

- Polyimide passivated
- Anode top
- Epitaxial diode
- Pt doped

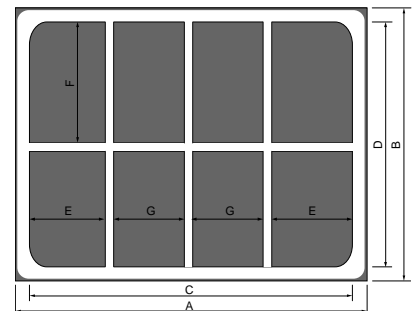
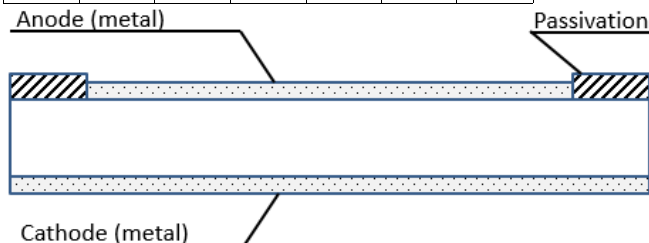
### Applications

- Antiparallel diode for high frequency switching devices
- Antisaturation diode
- Snubber diode
- Free wheeling diode in converters and motor control circuits
- Rectifiers in switch mode power supplies (SMPS)
- Inductive heating
- Uninterruptible power supplies (UPS)
- Ultrasonic cleaners and welders
- PDP

\*Sinterable top/bottom side on request

## Dimensions

A	B	C	D	E	F	G
[mm]	[mm]	[mm]	[mm]	[mm]	[mm]	[mm]
13.00	9.77	12.03	8.80	2.90	4.30	2.80



## Electrical parameters

Symbol	Conditions	Ratings		
		min.	typ.	max.
$I_R$	$V = V_R = V_{RRM}$ $T_{VJ} = 25^\circ\text{C}$ $T_{VJ} = 150^\circ\text{C}$			100 $\mu\text{A}$
				1000 $\mu\text{A}$
$V_F$	$I_F = 300\text{ A}$ $T_{VJ} = 25^\circ\text{C}$ $T_{VJ} = 150^\circ\text{C}$			1.10 V
				0.85 V
$V_{F0}$	For power-loss calculations only			0.66 V
$r_F$	$T_{VJ} = 175^\circ\text{C}$			0.5 $\text{m}\Omega$
$T_{VJ}$		-40		175 $^\circ\text{C}$
$I_{F(AV)}$ *	$T_C = 125^\circ\text{C}$ 180° rect. $T_{VJ} = 175^\circ\text{C}$			A
$I_{FSM}$ *	$T_{VJ} = 45^\circ\text{C}$ $t = 10\text{ ms}$ (50 Hz), sine			1650 A
	$V_R = 0\text{ V}$ $t = 8.3\text{ ms}$ (60 Hz), sine			A
	$T_{VJ} = 175^\circ\text{C}$ $t = 10\text{ ms}$ (50 Hz), sine			A
	$V_R = 0\text{ V}$ $t = 8.3\text{ ms}$ (60 Hz), sine			A
$I^2 t$ *	$T_{VJ} = 45^\circ\text{C}$ $t = 10\text{ ms}$ (50 Hz), sine			13610 $\text{A}^2\text{s}$
	$V_R = 0\text{ V}$ $t = 8.3\text{ ms}$ (60 Hz), sine			tbd A s
	$T_{VJ} = 175^\circ\text{C}$ $t = 10\text{ ms}$ (50 Hz), sine			tbd $\text{A}^2\text{s}$
	$V_R = 0\text{ V}$ $t = 8.3\text{ ms}$ (60 Hz), sine			tbd $\text{A}^2\text{s}$
$E_{AS}$ *	$I_{AS} = 9\text{ A}$ ; $L = 100\ \mu\text{H}$ ; $T_{VJ} = 25^\circ\text{C}$ ; non repetitive			tbd mJ
$I_{AR}$ *	$V_A = 1.5 \cdot V_{RRM}$ typ.; $f = 10\text{ kHz}$ ; repetitive			tbd A
$R_{thJC}$ *	DC current			0.16 K/W
$t_T$	$V_R = 100\text{ V}$ ; $I_F = 200\text{ A}$ ; $-di_F/dt = 200\text{ A}/\mu\text{s}$ $T_{VJ} = 25^\circ\text{C}$		85	ns
$I_{RM}$	$V_R = 100\text{ V}$ ; $I_F = 200\text{ A}$ ; $-di_F/dt = 200\text{ A}/\mu\text{s}$ $T_{VJ} = 25^\circ\text{C}$		6.5	A

\* Data according to assembled Chip

Data according to IEC 60747

## Terms of Conditions and Usage

The data contained in this product data sheet is exclusively intended for technically trained staff. The user will have to evaluate the suitability of the product for the intended application and the completeness of the product data with respect to his application. The specifications of our components may not be considered as an assurance of component characteristics. Should you require product information in excess of the data given in this product data sheet or which concerns the specific application of our product, please contact the sales office, which is responsible for you. Due to technical requirements our product may contain dangerous substances. For any information on the types in question please contact the sales office/partner, which is responsible for you.

Should you intend to use the product in aviation applications, in health or life endangering or life support applications, please notify. For any such applications we urgently recommend

- to perform joint risk and quality assessments;
- the conclusion of quality agreements;
- to establish joint measures to ensure application specific product capabilities and notify that IXYS may delivery dependent on the realization of any such measures.